Analyst Meeting 2Q25

25 August 2025

RATCH GROUP

Agenda

RATCH Highlights

Overview of RATCH's significant developments and events.

Project Progress

Update on key projects, focusing on construction milestones.

Operational Performance

Update on ongoing key projects' performance.

Financial Performance

Update current financial standing and investments.

Appendix

Additional supporting details for further reference.

RATCH Highlights

RATCH GROUP

Business Highlights

RATCH has reevaluated and relaunched the new Mission.

M1

Generating and delivering reliable and eco-friendly electricity while advancing energy infrastructure to create sustainable enterprise value and support national energy security.

M2

Promoting environmentally friendly energy, drive the energy transition, and support the goals of carbon neutrality and net-zero greenhouse gas emissions.

M3

Conducting business with responsibility, guided by principles of good governance and human rights, while enhancing community well-being and creating sustainable shared value for shareholders and stakeholders.

Business Highlights

RATCH secures THB 5 Billion Green and Sustainability loan to accelerate sustainable business growth.

RATCH has successfully **secured 5,000 million Baht Green and Sustainability Loan** from Bank of Ayudhya Public Company Limited ("Krungsri").

This financing aligns with RATCH's Green Financing Framework for eligible projects. RATCH has consistently demonstrated a strong commitment to sustainable business practices and has reaffirmed its goal to **achieve carbon neutrality by 2050**, in line with the Thailand's greenhouse gas reduction targets.

The initiative supports the company's environmental, social, and governance (ESG) goals and aims to drive sustainable economic value creation. This effort will further strengthen RATCH's leadership position in the power generation and energy sector across the region.

Krungsri served as the Sole Sustainability Structuring Advisor for this Green and Sustainability Loan, with a focus on enhancing RATCH's capacity to deliver long-term value to its stakeholders.

Business Highlights

RATCH supports carbon neutral activities with 40 tonnes of carbon credits for Executive Program in Energy Literacy

RATCH donated **40 tonnes of CO_2 equivalent (tCO_2eq)** credits from its energy efficiency improvement project, which involved replacing lighting with LED bulbs at the Ratchaburi Power Plant.

The donation supports the **carbon neutral activities** of the 21st batch of Executive Program in Energy Literacy for a Sustainable Future at the Thailand Energy Academy.

On this occasion, **Mr. Prasert Sinsukprasert**, Permanent Secretary of the Ministry of Energy, presented a certificate of acknowledgement to **Mrs. Wadeerat Charoencoop**, Chief Financial Officer.

The energy efficiency improvement project, which involved replacing lighting at the Ratchaburi Power Plant. This project included **the installation of 6,577 energy-efficient light bulbs** at the thermal power plant and combined-cycle power plant as part of the Company's energy-saving measures.

Business Highlights

RATCH and Saha Pathana Inter-Holding Public Company Limited (SPI) join forces on sharing SMR knowledge in Thailand.

On 16 July, 2025, RATCH and SPI co-hosted the seminar **"Thailand's SMR Energy Forum - A Global Dialogue on SMR Deployment".** The event was honored by the presence of **Mr. Prasert Sinsukprasert**, **Permanent Secretary of the Ministry of Energy**, who delivered a keynote address on **"The Future of Energy Security."**

This seminar served as a vigorous platform for sharing knowledge and experience on **SMR technology as an emerging clean energy solution with the potential to support national energy security strategies and the energy transition towards Thailand's net-zero greenhouse gas emissions goal by 2065.**

The forum featured several esteemed speakers and experts in nuclear and Small Modular Reactor (SMR) technology, including

- **Dr. Rungrueng Kitphati**, Director-General of the Department of Science Service and Acting Secretary-General of the Office of Atoms for Peace;
- **Ms. Charlotte Nichols**, Member of the UK Parliament and Co-Chair of the All-Party Parliamentary Group on Nuclear Energy;
- **Mr. Simon Stuttaford**, Principal of Castletown Law, UK ;
- **Mr. Toru Ito**, General Manager, Project Management Department, Hitachi-GE Vernova Nuclear Energy Co. Ltd.;
- **Mr. Chen Fangjun**, General Representative for Thailand, Malaysia, and Vietnam, China National Nuclear Corporation (CNNC); and
- **Mr. Alexis Honner**, Business Development Manager, Rolls-Royce SMR.

Business Highlights

MRT Pink Line Extension to Muang Thong Thani Station opened for operation on 20 May 2025.

MRT Pink Line Extension to Muang Thong Thani was set to open ahead of schedule, with **free travel** for the public commencing on **May 20, 2025**.

Official fare-paying services started begin on **June 17, 2025**, with fares for the entire Pink Line, including the extension, **ranging from 15 to 45 baht.**

The new extension provides direct access to IMPACT Muang Thong Thani Station (MT01) and Muang Thong Thani Lake Station (MT02)

Details	
Routes	Sirat Station to Muang Thong Thani Station (2.8 km)
Concessioner	Mass Rapid Transit Authority of Thailand
RATCH's stake	10%
Construction Duration	5 Years 2 months
Contract Term	30 Years from COD

Business Highlights

RHIS acquired additional shares in RATCH & AIDC Wind Energy PTE. LTD., investing in Thanh Phong Wind Power Plant (ECOWIN).

On June 24, 2025, RHIS acquired an additional 5,877,457 ordinary shares under the Call Option Agreement in RATCH & AIDC Wind Energy PTE. LTD. ("RATCH & AIDC").

As a result of this transaction, RHIS has increased its ownership to **100%** in **RATCH & AIDC**, thereby classifying it as a **wholly owned subsidiary of the Company,** and **increased indirect shareholding** in the Thanh Phong Wind Power Plant **(ECOWIN).**

On-shore wind farm :
Located in Ben Tre Province, approx. 160 km from the south of Ho Chi Minh City, Vietnam

20-Year PPA with **Vietnam Electricity** (EVN)

COD : 29 September 2023

RATCH's Power Plant Portfolio

As of July 2025

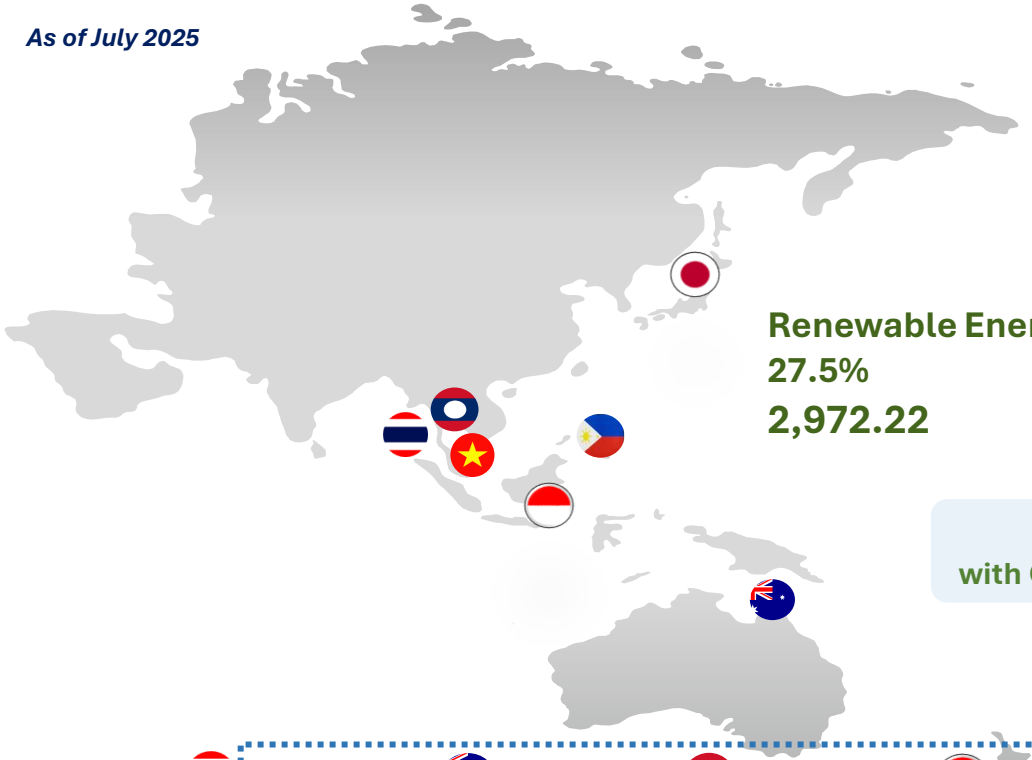

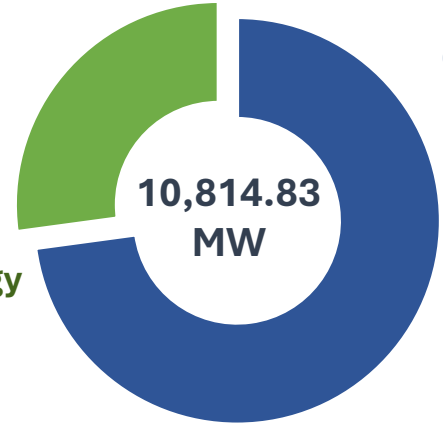

Conventional
72.5%
7,842.61

Renewable Energy
27.5%
2,972.22

Total Projects in Pipeline : 1,366 MW
with Green Projects in Pipeline : 1,354 MW (99%)

Thailand	Australia	Laos	Indonesia	Philippines	Vietnam	Japan
5,364.83	703.20	751.20	886.67	-	136.71	-
109.47	1,391.69	669.10	123.05	547.41	129.48	2.02
5,474.30	2,094.89	1,420.30	1,009.72	547.41	266.19	2.02
50.62%	19.37%	13.13%	9.34%	5.06%	2.46%	0.02%

Total Overseas projects : 5,340.53 MW (49.38%)

RATCH GROUP

Project Progress

Project Progress : SPP Projects

Nava Nakorn Phase 3 Expansion

30 MW
Plant Capacity

40%
Ownership

100%
Completion
(Under Testing and Commissioning)

Location : Pathumthani Province
Attributable Capacity : 12.48 MW
NTP on 1 October 2023
Expected COD : 4Q2025

Song Giang 1

12 MW
Plant Capacity

46.23%
Ownership

91.60%
Completion (As of July 2025)

Location : Khanh Hoa, Vietnam
Attributable Capacity : 5.55 MW
Technology : Run-off river with peak storage (5hr)
Expected COD : **4Q2025**

Project Progress : Renewable Energy Projects

NPSI

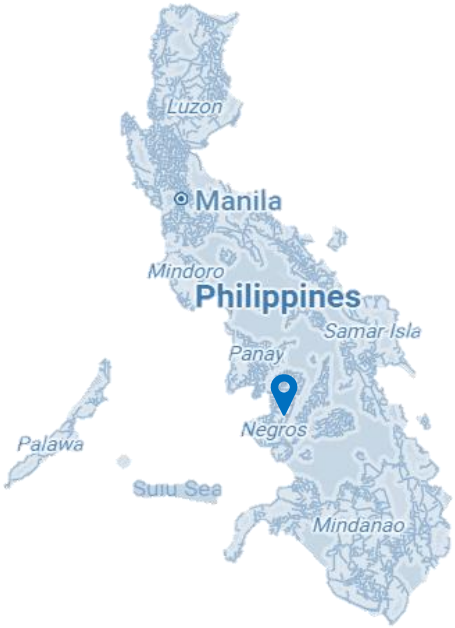

145 MW
Plant Capacity

49%
Ownership

56.16%
Completion (As of July 2025)

Location : Negros Occidental province, The Philippines
Attributable Capacity : 71.05 MW
Started the construction : October 2024
Expected COD : **1Q2026**

Project Progress : Infrastructure

Intercity Motorway

Bang Pa-In – Nakhon Ratchasima
M6 (196 km)

Bang Yai-Kanchanaburi
M81 (96 km)

Investment Type

PPP Gross Cost

Expected COD

M6 : 2026
M81 : 2025

Scope of work:

Phase 1 : Design & Construction
(3 Years : NTP : January 2022)

- Toll Collection System
- Traffic Management and Control System
- Other Infrastructure

Phase 2 : O&M (30 Years)

Project Update

- PPP for O&M Contracts signed in September 2021
- Credit Facilities Agreement signed in January 2022

M6
77.35%

M81
88.87%

%Completion as of July, 2025



Group Performance

RATCH GROUP

Operation Performance : IPP Projects

%Equivalent Availability Factor (EAF)

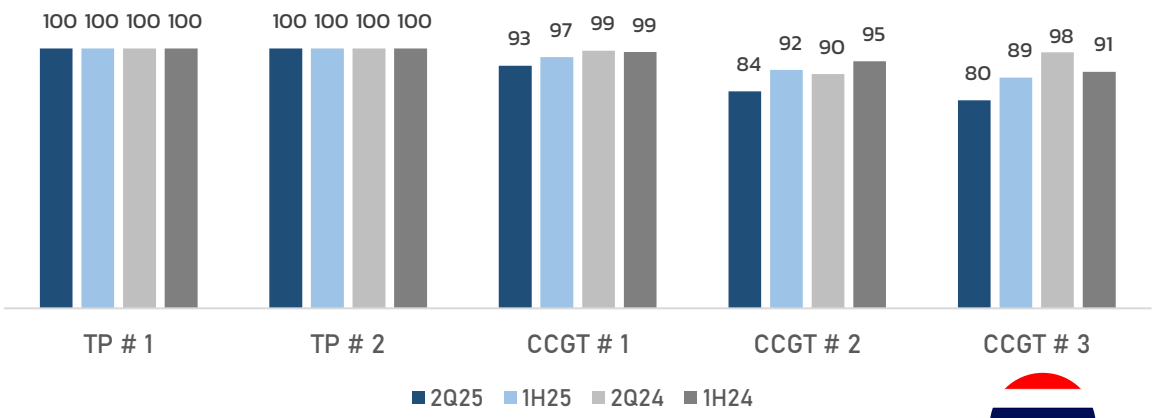

%Dispatch Factor (DF)

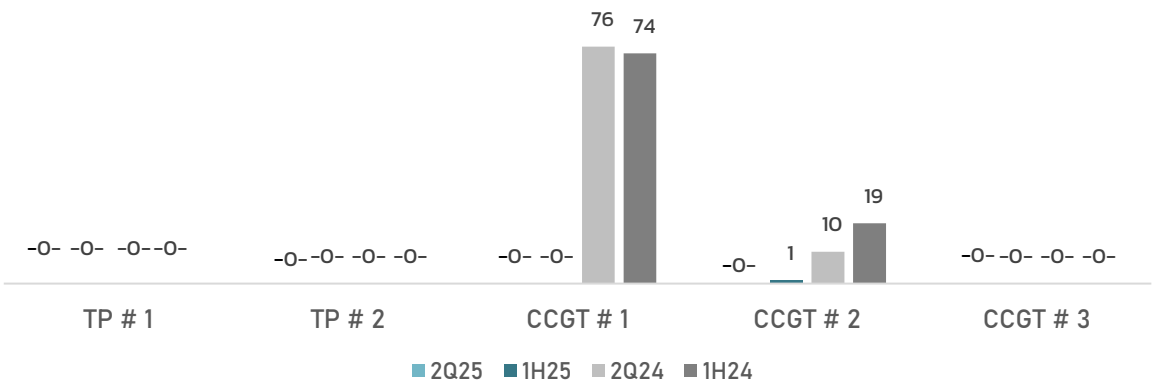

RATCHGEN

Operation Performance : IPP Projects

%Equivalent Availability Factor (EAF)

%Dispatch Factor (DF)

RPCL

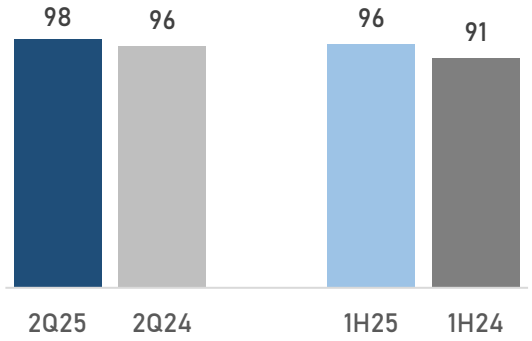

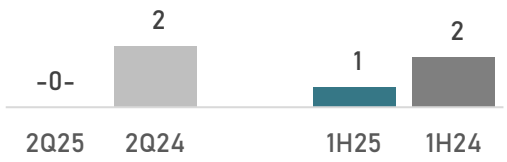

HPC

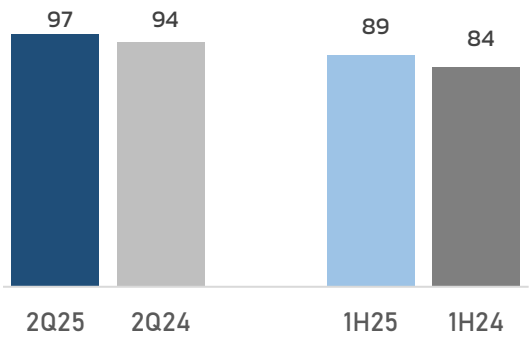

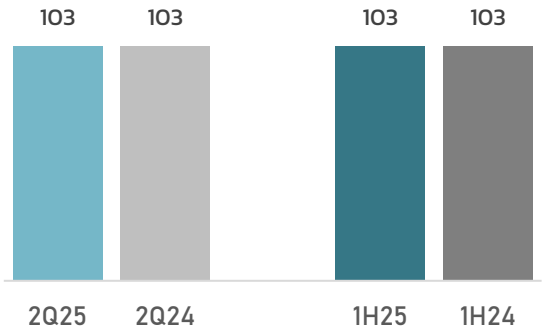

Operation Performance : IPP Projects

RATCH GROUP

%Equivalent Availability Factor (EAF)

%Dispatch Factor (DF)

Hin Kong*

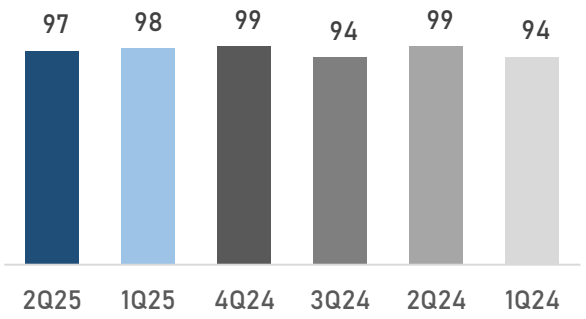

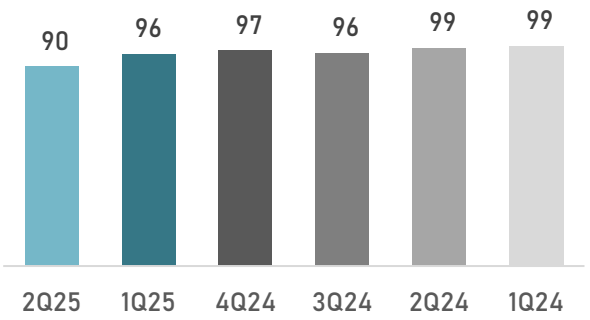

Remark : *Hin Kong COD on 1 Mar 2024, therefore, **1Q24** figure represents only Mar 2024 (1-month performance).

Paiton**

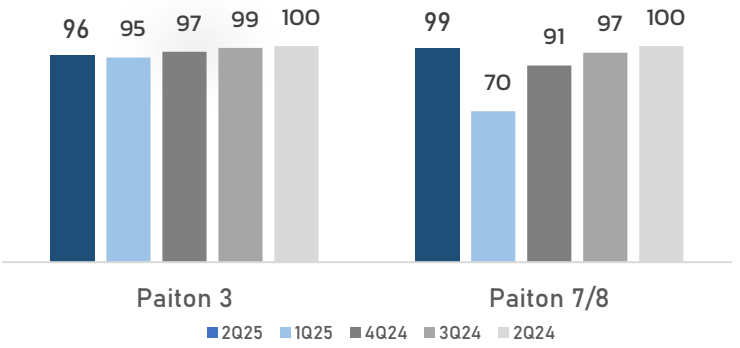

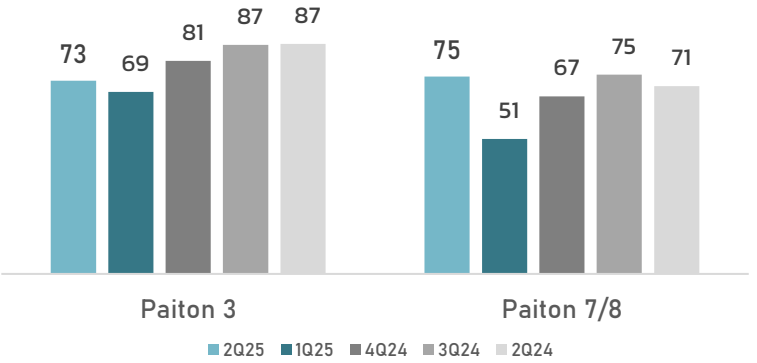

Remark : **Paiton project deal has been completely closed on 30 Apr 2024, therefore, **2Q24** figure represents only May and June 2024 (2-month performance).

Operation Performance : SPP Projects

RATCH Cogeneration

Heat Rate : Maintained **below** the Contracted Heat Rate

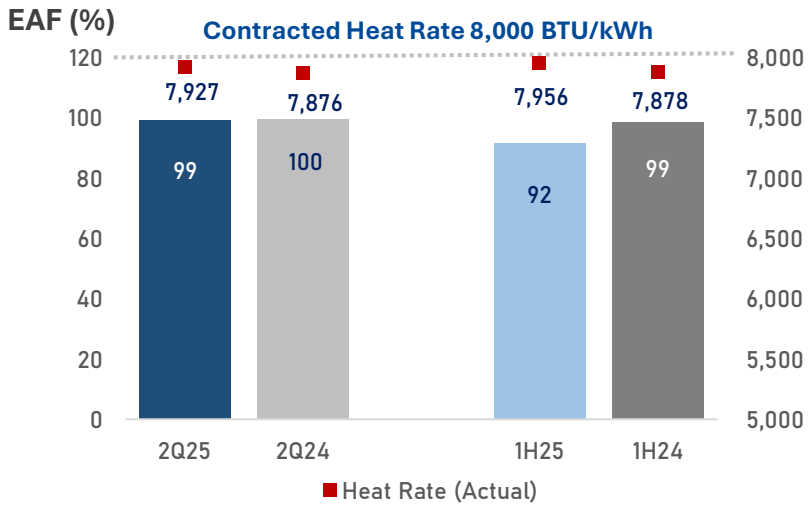

RATCH WORLD Cogen Block 1-2

Heat Rate : Maintained **below** the Contracted Heat Rate

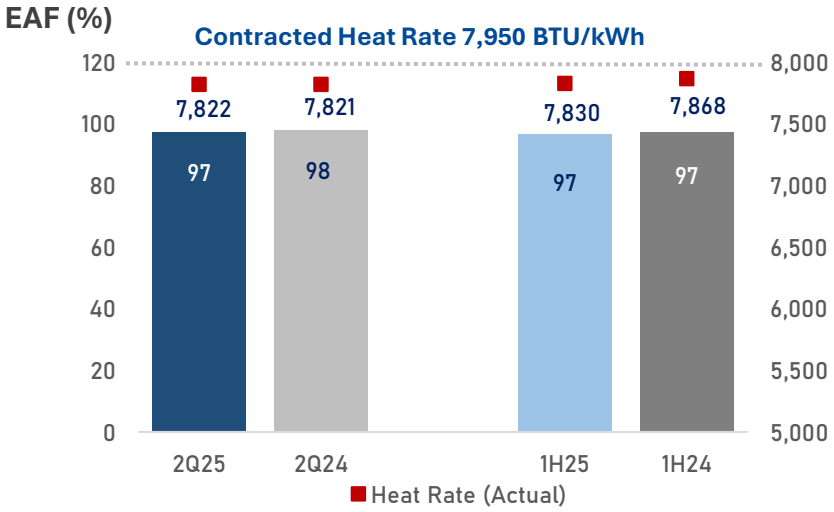

Operation Performance : SPP Projects

NNEG

Heat Rate : Slightly **above** the Contracted Heat Rate in 1H25

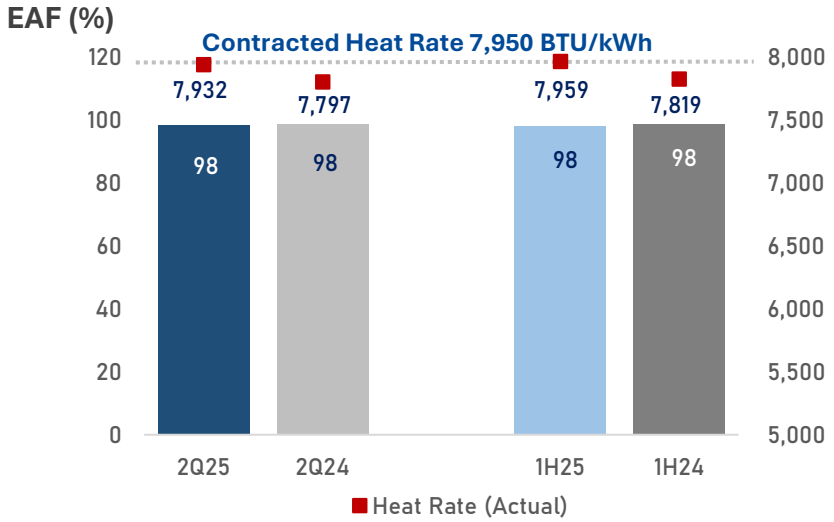

Berkprai

Heat Rate : Maintained **below** the Contracted Heat Rate

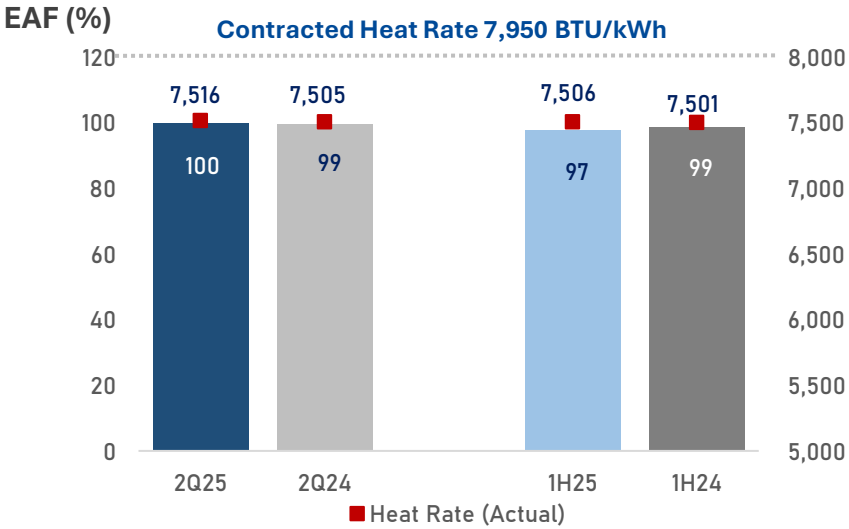

Operation Performance : SPP Projects

RER

Heat Rate : Maintained **below** the Contracted Heat Rate

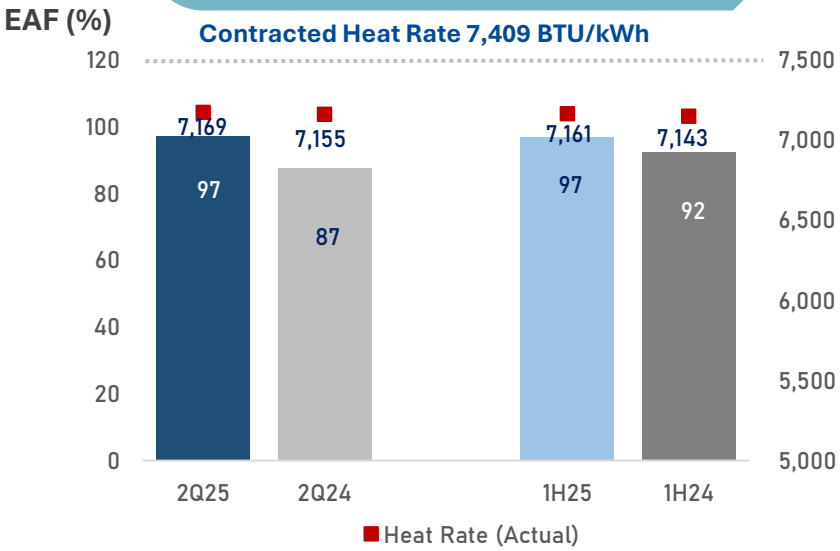

Operation Performance : Renewable Energy

RATCH GROUP

Wind Farms

Wind Speed (m/s)

Windy Hill

AVG. 1H25 = 6.16 AVG. 1H24 = 6.80

Jan Feb Mar Apr May Jun

Mouth Emerald

AVG. 1H25 = 6.71 AVG. 1H24 = 6.93

Jan Feb Mar Apr May Jun

Yandin

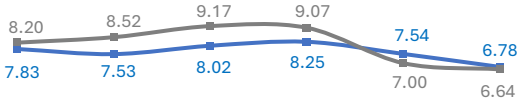

AVG.1H25 = 7.66 AVG. 1H24 = 8.10

Jan Feb Mar Apr May Jun

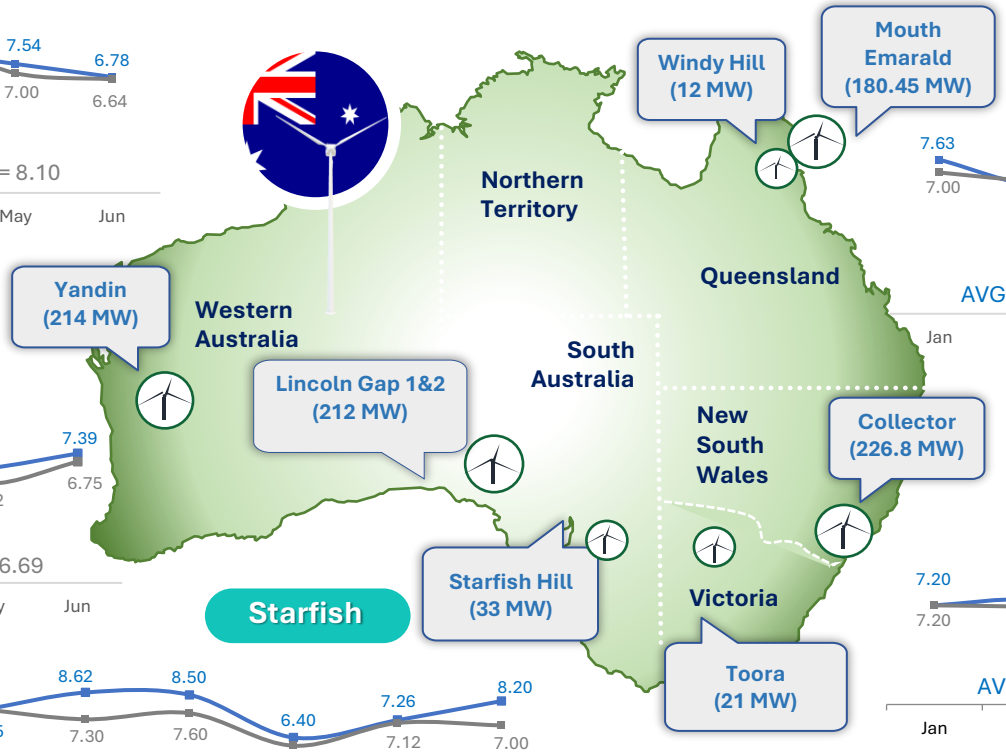

Collector

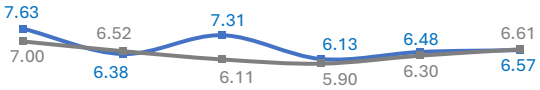

AVG. 1H25 = 6.75 AVG. 1H24 = 6.41

Jan Feb Mar Apr May Jun

Lincoln Gap 1&2

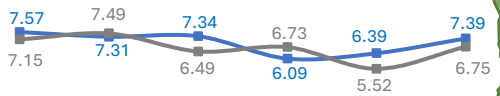

AVG. 1H25 = 7.01 AVG. 1H24 = 6.69

Jan Feb Mar Apr May Jun

Toora

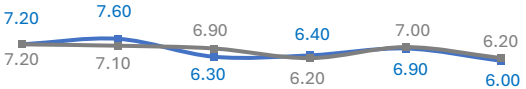

AVG. 1H25= 6.73 AVG. 1H24 = 6.77

Jan Feb Mar Apr May Jun

Starfish

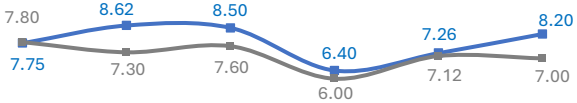

AVG. 1H25 = 7.79 AVG. 1H24 = 7.14

Jan Feb Mar Apr May Jun

Operation Performance : Renewable Energy

RATCH GROUP

Wind Farms | %Capacity Factor (CF)

Mount Emerald

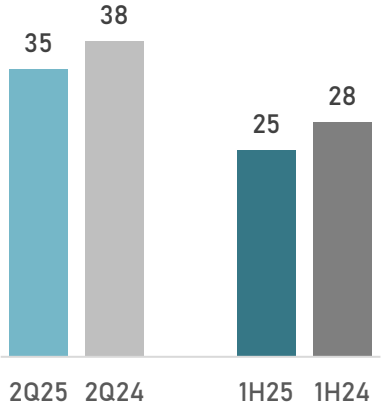

Windy Hill

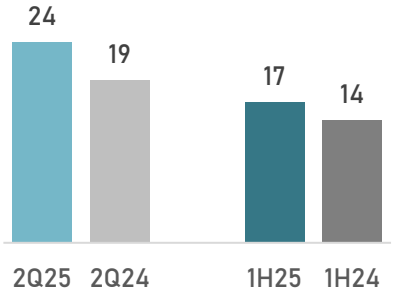

Starfish Hill

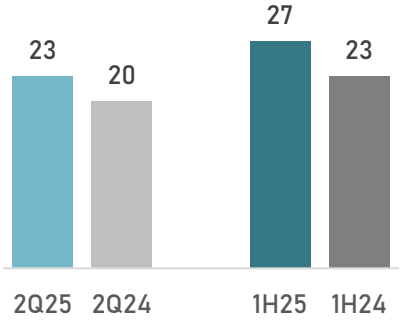

Toora

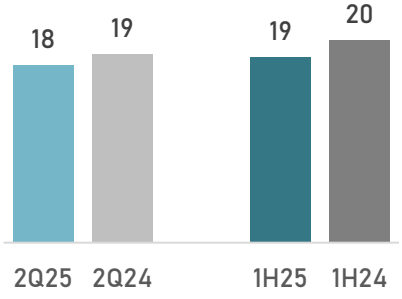

Collector

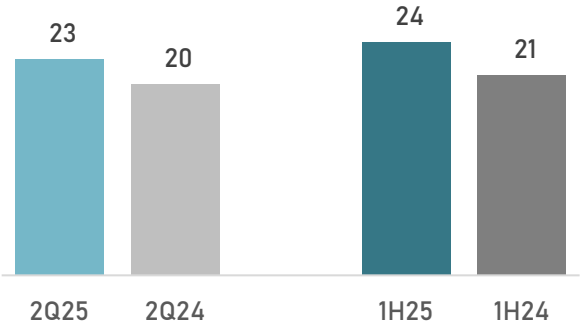

Yandin

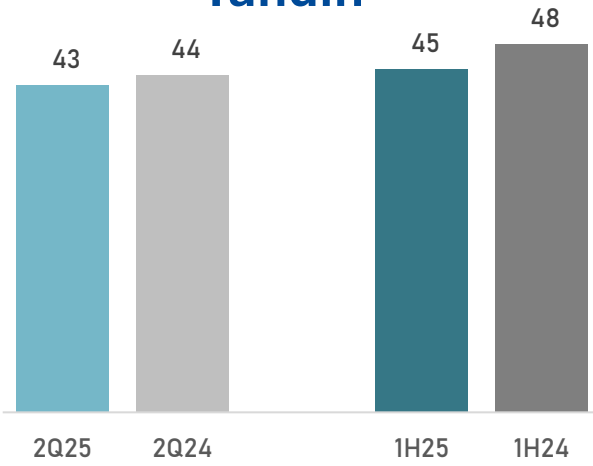

Lincoln Gap 1&2

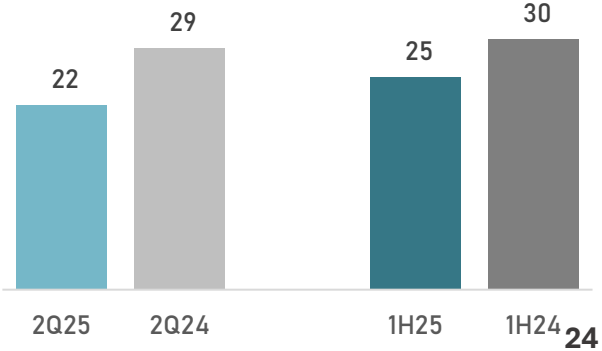

Operation Performance : Renewable Energy

HB 2-3

HB 2

HB 3

Wind Speed (m/s)

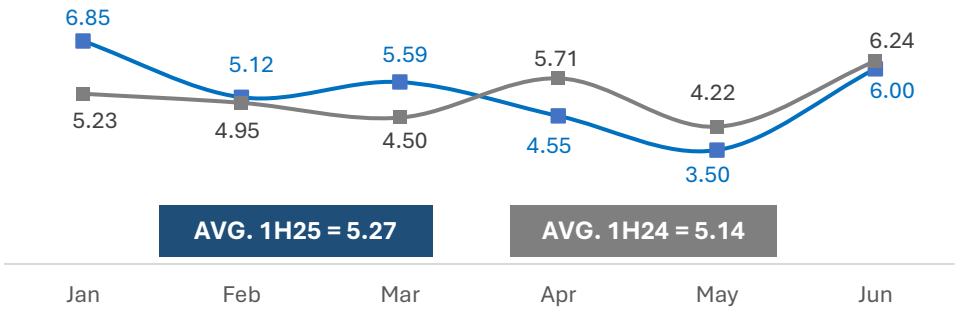

%Capacity Factor (CF)

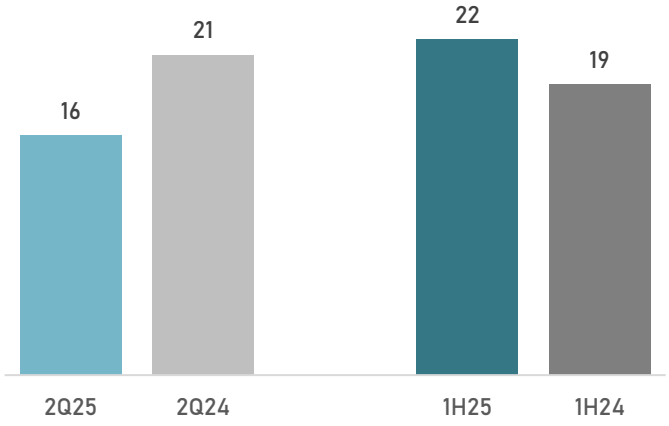

Operation Performance : Renewable Energy

RATCH GROUP

Solar Farms | %Capacity Factor (CF)

Solarta

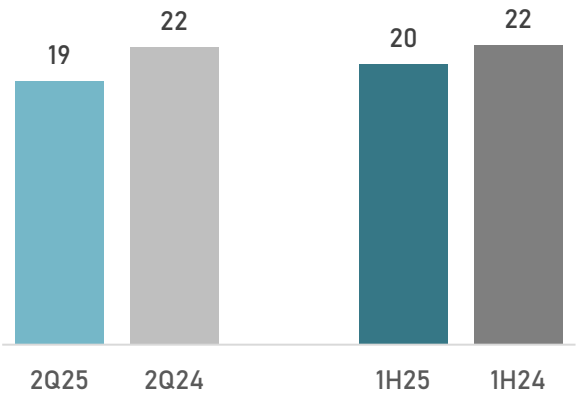

KR 3 4 7

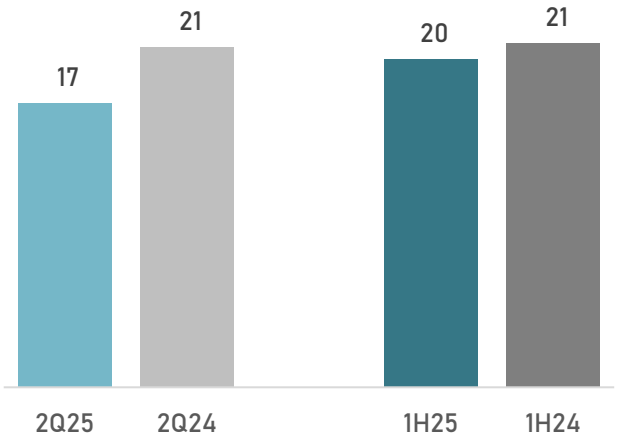

Collinsville

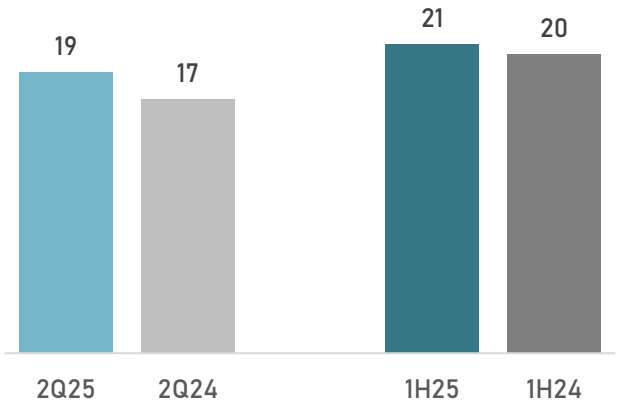

Hydro Projects

Reservoir-based

Water Level (m.asl.)

NN2

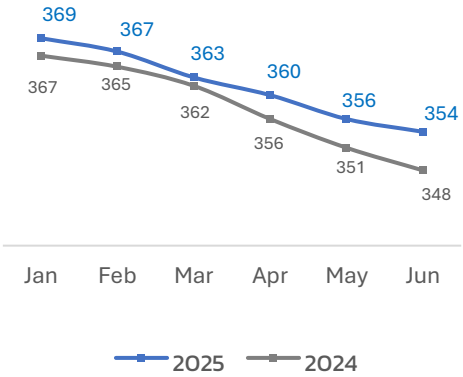

PNPC

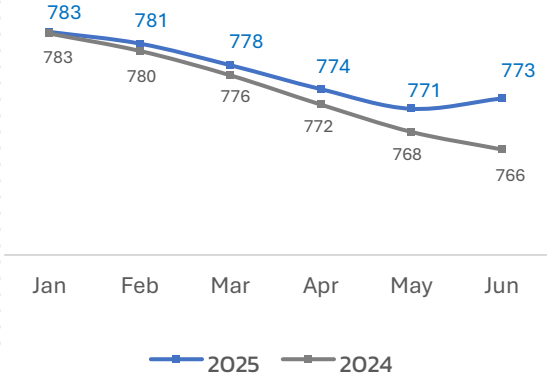

Run-of-the-River

Net Production (MWh)

Asahan -1 (FRD)

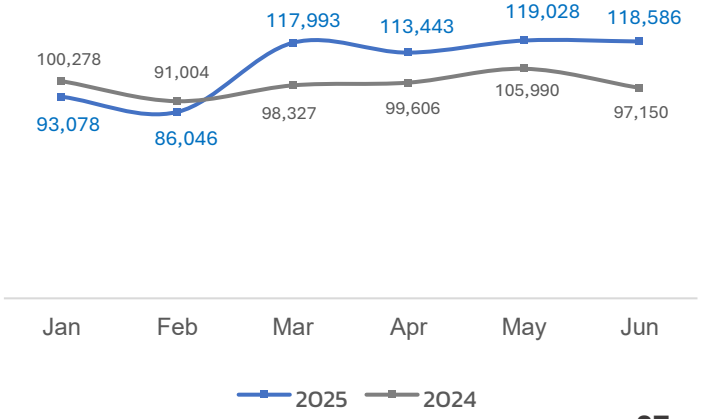



Financial Performance

Financial Performance

Profit for the Period : Equity Holders of the Company

Unit : Million Baht

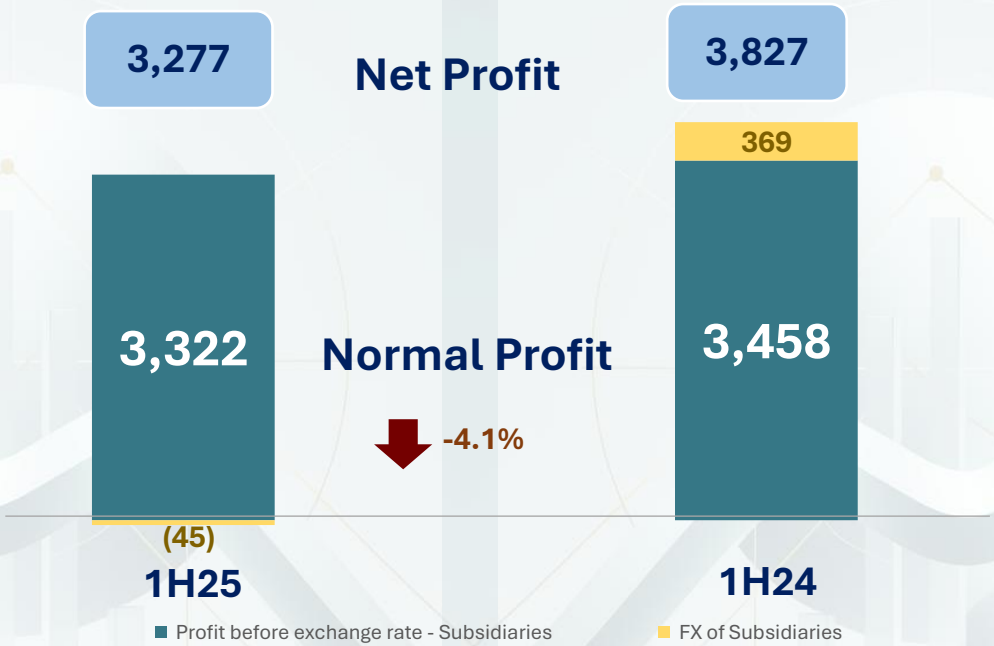

	1H25	1H24
Total Revenue*	14,434	15,300
Normal Profit to Total Revenue*	23.0%	22.6%

Remark: * Total Revenue (Net fuel: RG Pass-through)

Financial Performance

EBITDA

Unit : Million Baht

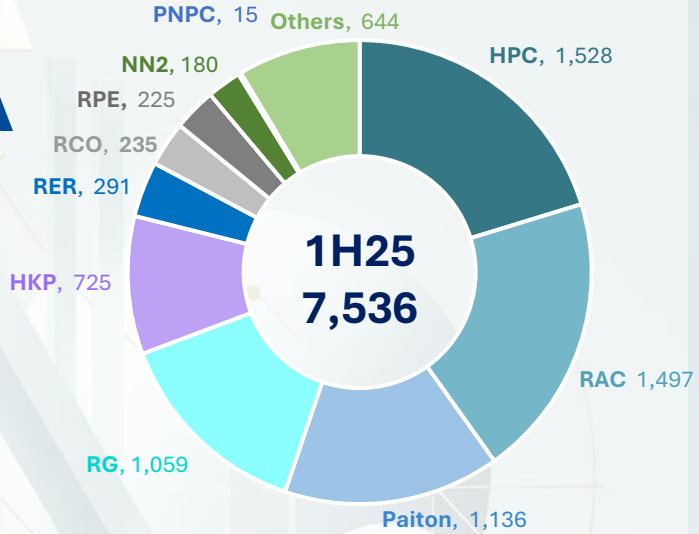

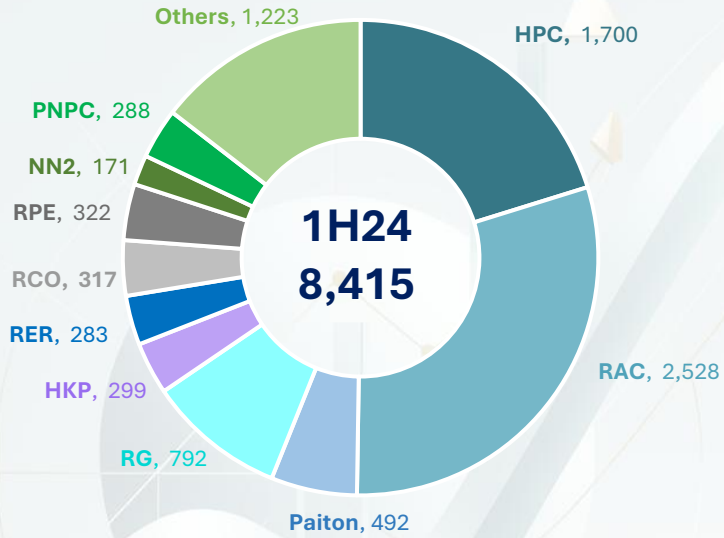

Paiton

Started recognizing the share of profit of PE since **the complete acquisition on 30 April 2024.**

Hin Kong (HKP)

Started recognizing the share of profit of HKP Unit 1 and 2 since **the COD on 1 March 2024 and 1 January 2025, respectively**

RAC

RAC's Revenue in 1H25 decreased due to **THB appreciation in relative to AUD** and the **lower electricity generation** as a result of planned maintenance of Townsville and Kemeton power plants.

PNPC

PNPC recognized **FX losses,** resulting from **THB appreciation in relative to USD and** causing **the value of liabilities in THB to increase.**

Statements of Financial Position

Financial Position

As of 30 June 2025

Unit : Million Baht

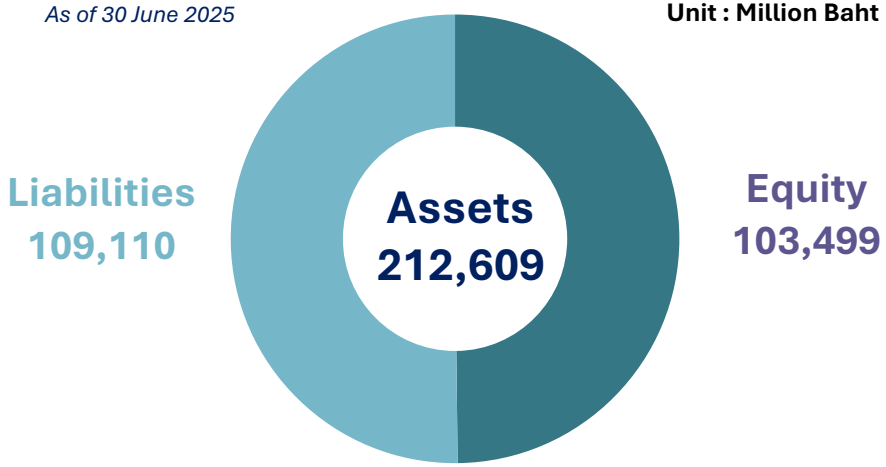

Debenture Repayment Profile

As of 30 June 2025

Unit : Million Baht

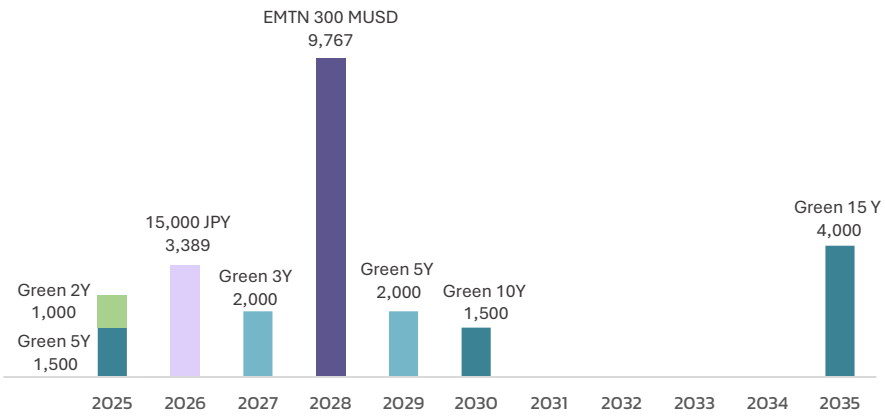

Interest Bearing Debt

As of 30 June 2025

Unit : Million Baht

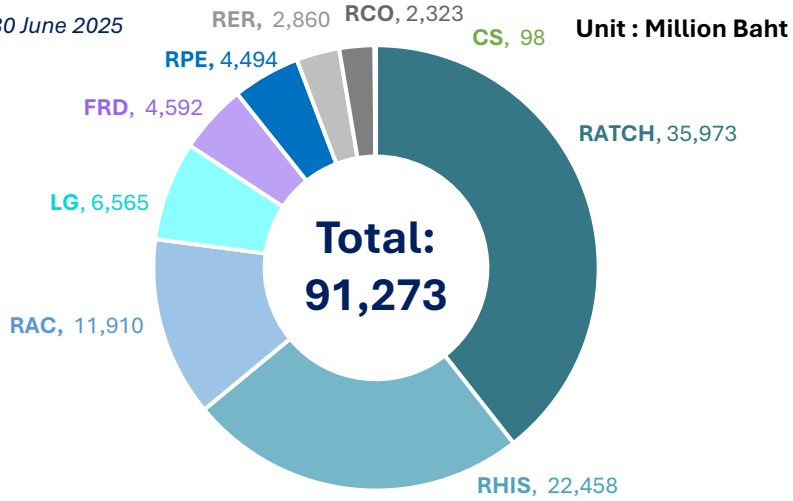

Finance Cost 1H25 (6 months)

Unit : Million Baht

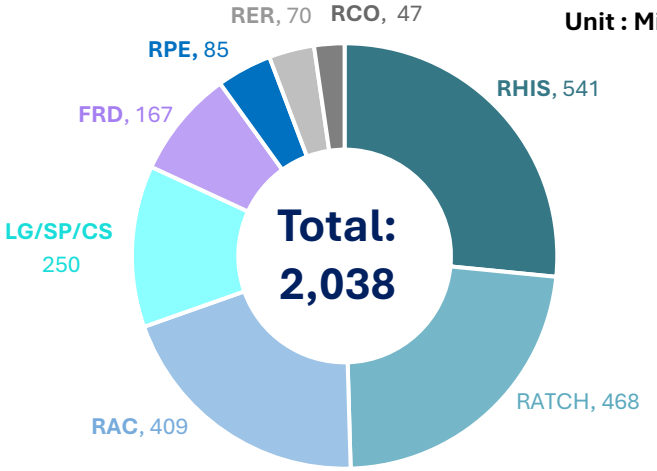

Financial Ratios

Current ratio (X)

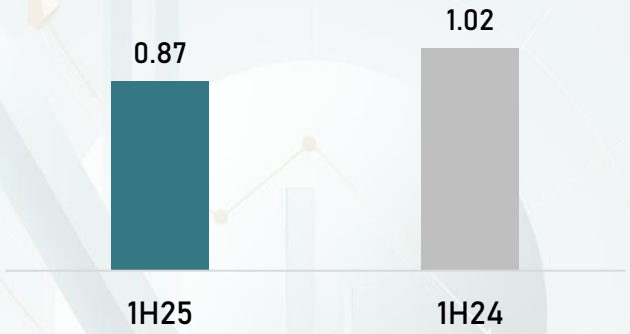

Debt/Equity (X)

ROE* (%)

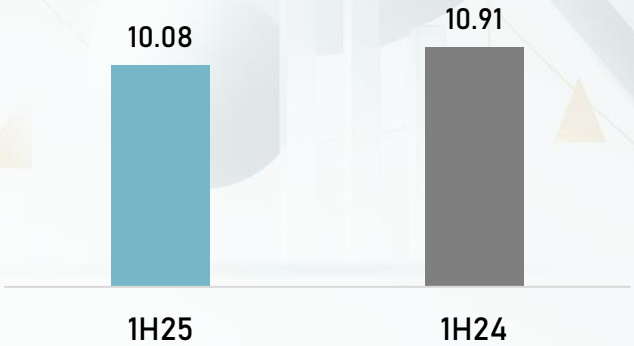

Book Value per Share (Baht)

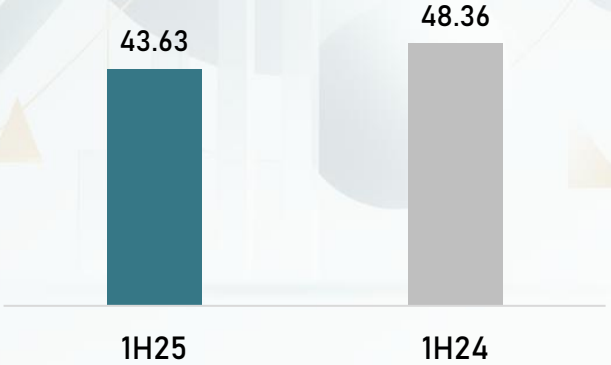

Remark: *The calculation has changed according to the Notification of the Capital Market Supervisory Board No. TorChor. 14/2567



Appendix

Income Statement : 2Q25 & 2Q24

Unit : in Million Baht	2Q25	2Q24
Revenues	9,042.98	11,354.04
Costs & Expenses	(4,700.96)	(6,270.85)
EBITDA	**4,342.01**	**5,083.19**
Depreciation & Amortization – Cost*	(900.14)	(1,000.74)
Depreciation & Amortization – Admin	(66.03)	(69.31)
EBIT	**3,375.84**	**4,013.15**
Finance costs	(1,020.75)	(1,174.84)
Gain (loss) on fair value adjustment of derivatives	(246.32)	(218.30)
Income tax expense	(62.36)	(469.40)
Profit for the period	**2,046.40**	**2,150.61**
Non-controlling interests	(65.62)	(108.41)
Profit for the period: Equity holders of the Company - before FX of subsidiaries	**1,980.78**	**2,042.20**
Gain (Loss) on FX of subsidiaries	76.67	248.06
Profit for the Company	**2,057.45**	**2,290.25**

* Included the revaluation of heavy oil and diesel oil prices in the total amount of +26.68 MB in 2Q25, -0- MB in 2Q24

Income Statement : 1H25 & 1H24

Unit : in Million Baht	1H25	1H24
Revenues	16,030.38	22,351.15
Costs & Expenses	(8,494.65)	(13,935.92)
EBITDA	**7,535.73**	**8,415.23**
Depreciation & Amortization – Cost*	(1,775.11)	(1,961.91)
Depreciation & Amortization – Admin	(128.52)	(143.41)
EBIT	**5,632.10**	**6,309.92**
Finance costs	(2,037.63)	(2,200.33)
Gain (loss) on fair value adjustment of derivatives	364.29	218.29
Income tax expense	(534.17)	(680.32)
Profit for the period	**3,424.60**	**3,647.56**
Non-controlling interests	(102.43)	(189.62)
Profit for the period: Equity holders of the Company - before FX of subsidiaries	**3,322.17**	**3,457.93**
Gain (Loss) on FX of subsidiaries	(45.06)	369.15
Profit for the Company	**3,277.11**	**3,827.08**

* Included the revaluation of heavy oil and diesel oil prices in the total amount of +26.68 MB in 1H25, +17.79 MB in 1H24

Income Statement

Unit : in Million Baht	2Q25	1Q25	4Q24	3Q24	2Q24
Revenues	9,042.98	6,987.40	8,587.26	11,264.79	11,354.04
Costs & Expenses	(4,700.96)	(3,793.68)	(5,510.70)	(6,850.41)	(6,270.85)
EBITDA	**4,342.01**	**3,193.72**	**3,076.56**	**4,414.39**	**5,083.19**
Depreciation & Amortization – Cost*	(900.14)	(874.97)	(855.42)	(943.81)	(1,000.74)
Depreciation & Amortization – Admin	(66.03)	(62.48)	(282.64)	(67.34)	(69.31)
EBIT	**3,375.84**	**2,256.27**	**1,938.51**	**3,403.24**	**4,013.15**
Finance costs	(1,020.75)	(1,016.88)	(1,122.86)	(1,123.71)	(1,174.84)
Gain (loss) on fair value adjustment of derivatives	(246.32)	610.61	(16.92)	(82.87)	(218.30)
Income tax expense	(62.36)	(471.80)	(148.53)	(78.22)	(469.40)
Profit for the period	**2,046.40**	**1,378.20**	**650.19**	**2,118.44**	**2,150.61**
Non-controlling interests	(65.62)	(36.81)	86.61	(91.61)	(108.41)
Profit for the period: Equity holders of the Company - before FX	**1,980.78**	**1,341.38**	**736.80**	**2,026.83**	**2,042.20**
Gain (Loss) on foreign exchange of subsidiaries	76.67	(121.73)	(95.22)	(368.71)	248.06
Profit for the Company	**2,057.45**	**1,219.65**	**641.58**	**1,658.12**	**2,290.25**

* Included the revaluation of heavy oil and diesel oil prices in the total amount of +26.68 MB in 2Q25, -0- MB in 2Q24

Revenues : 2Q25 & 2Q24

Unit : in Million Baht	2Q25	2Q24	Diff	%
Sales	**5,725.29**	**7,576.35**	**(1,851.06)**	**(24.43)**
RG - AP	886.56	789.00	97.56	12.36
RG - EP (Fuel)	1,046.81	3,073.42	(2,026.61)	(65.94)
RATCH Cogen (RCO)	791.07	705.77	85.29	12.08
RAC	1,441.63	1,518.98	(77.35)	(5.09)
CS	51.67	51.58	0.09	0.18
RER	556.33	487.40	68.93	14.14
RPE*	861.35	874.62	(13.28)	(1.52)
FRD	89.88	75.57	14.30	18.93
Revenue from leases - RG/FRD/RPE*	**456.80**	**561.76**	**(104.96)**	**(18.68)**
Revenue from rendering of services	**22.35**	**22.15**	**0.20**	**0.91**
Management service income	**94.89**	**83.24**	**11.65**	**13.99**
Dividend income	**14.19**	**1.43**	**12.76**	**n.a.**
Interest income	**221.77**	**325.06**	**(103.29)**	**(31.78)**
Other incomes	**78.32**	**452.98**	**(374.65)**	**(82.71)**
Share of profit from JVs & Associates	**2,429.37**	**2,331.08**	**98.29**	**4.22**
Total Revenues	**9,042.98**	**11,354.04**	**(2,311.06)**	**(20.35)**

* RPE: Ratch Pathana Energy Public Company Limited (previous name: “Sahacogen (Chonburi) Public Company Limited”)

Revenues : 1H25 & 1H24

Unit : in Million Baht	1H25	1H24	Diff	%
Sales	**10,584.44**	**16,434.17**	**(5,849.72)**	**(35.59)**
RG - AP	1,871.21	1,572.27	298.94	19.01
RG - EP (Fuel)	1,573.71	7,074.62	(5,500.91)	(77.76)
RATCH Cogen (RCO)	1,396.75	1,422.61	(25.86)	(1.82)
RAC	2,771.38	3,090.56	(319.18)	(10.33)
CS	93.63	97.58	(3.95)	(4.05)
RER	1,105.97	1,061.72	44.25	4.17
RPE*	1,638.26	1,992.72	(354.46)	(17.79)
FRD	133.54	122.09	11.45	9.38
Revenue from leases - RG/FRD/RPE*	**940.36**	**1,128.67**	**(188.31)**	**(16.68)**
Revenue from rendering of services	**46.35**	**52.57**	**(6.22)**	**(11.83)**
Management service income	**193.62**	**158.01**	**35.60**	**22.52**
Dividend income	**14.19**	**1.43**	**12.76**	**n.a.**
Interest income	**442.08**	**759.03**	**(316.96)**	**(41.76)**
Other incomes	**147.59**	**540.00**	**(392.41)**	**(72.67)**
Share of profit from JVs & Associates	**3,661.76**	**3,277.27**	**384.49**	**11.73**
Total Revenues	**16,030.38**	**22,351.15**	**(6,320.77)**	**(28.28)**

* RPE: Ratch Pathana Energy Public Company Limited (previous name: “Sahacogen (Chonburi) Public Company Limited”)

Share of profit from jointly-controlled entities : 2Q25 & 2Q24

RATCH GROUP

Included FX

Unit : in Million Baht	2Q25	2Q24	Diff	%
HPC	994.64	1,053.31	(58.66)	(5.57)
Paiton	812.91	492.46	320.45	65.07
HKP	466.82	346.09	120.73	34.88
SEAN	114.77	120.65	(5.88)	(4.88)
RPCL	53.94	66.53	(12.60)	(18.93)
RW Cogen	47.14	51.22	(4.08)	(7.96)
Berkprai	28.48	31.47	(2.99)	(9.50)
RIAU	23.67	25.19	(1.52)	(6.02)
Yandin	18.28	21.85	(3.57)	(16.36)
Others	(131.29)	122.30	(253.59)	n.a.
Total Share of profit from jointly-controlled entities	**2,429.37**	**2,331.08**	**98.29**	**4.22**

Share of profit from jointly-controlled entities : 2Q25 & 2Q24

RATCH GROUP

Excluded FX

Unit : in Million Baht	2Q25	2Q24	Diff	%
HPC	1,005.43	1,028.81	(23.37)	(2.27)
Paiton	820.30	554.19	266.11	48.02
HKP	254.88	222.86	32.02	14.37
SEAN	117.00	119.12	(2.12)	(1.78)
RPCL	53.87	66.44	(12.58)	(18.93)
RW Cogen	47.21	50.66	(3.45)	(6.81)
Berkprai	28.48	31.47	(2.99)	(9.50)
RIAU	24.53	25.71	(1.18)	(4.58)
Yandin	18.28	21.85	(3.57)	(16.36)
Others	(83.48)	105.09	(188.57)	n.a.
Total Share of profit from jointly-controlled entities	**2,286.51**	**2,226.21**	**60.30**	**2.71**

Share of profit from jointly-controlled entities : 1H25 & 1H24

RATCH GROUP

Included FX

Unit : in Million Baht	1H25	1H24	Diff	%
HPC	1,527.72	1,700.35	(172.64)	(10.15)
Paiton	1,136.26	492.46	643.81	n.a.
HKP	725.18	299.21	425.97	n.a.
SEAN	179.79	171.22	8.57	5.00
RPCL	106.04	89.38	16.66	18.64
RW Cogen	99.07	96.49	2.58	2.67
Berkprai	53.78	62.95	(9.17)	(14.56)
Yandin	50.54	97.97	(47.42)	(48.41)
RIAU	38.89	62.42	(23.53)	(37.69)
Others	(255.52)	204.82	(460.34)	n.a.
Total Share of profit from jointly-controlled entities	**3,661.76**	**3,277.27**	**384.49**	**11.73**

Share of profit from jointly-controlled entities : 1H25 & 1H24

Excluded FX

Unit : in Million Baht	1H25	1H24	Diff	%
HPC	1,528.72	1,559.93	(31.22)	(2.00)
Paiton	1,223.02	554.19	668.84	n.a.
HKP	665.57	260.17	405.40	n.a.
SEAN	182.02	163.62	18.40	11.24
RPCL	105.88	90.24	15.64	17.33
RW Cogen	99.16	96.03	3.13	3.26
Berkprai	53.78	62.95	(9.17)	(14.56)
Yandin	50.54	97.97	(47.42)	(48.41)
RIAU	38.65	62.09	(23.44)	(37.75)
Others	(193.17)	71.11	(264.28)	n.a.
Total Share of profit from jointly-controlled entities	**3,754.18**	**3,097.01**	**657.17**	**21.22**

Costs and Expenses : 2Q25 & 2Q24

Unit : in Million Baht	2Q25	2Q24	Diff	%
Cost of Sale and Rendering of Services	**3,983.45**	**5,591.06**	**(1,607.61)**	**(28.75)**
- Fuel Cost : RG (Pass-though)	1,057.20	3,073.90	(2,016.70)	(65.61)
- Fuel Cost	1,548.48	1,288.45	260.03	20.18
- Operation & Maintenance	499.90	528.38	(28.48)	(5.39)
- Repairing Expense (CSA)	157.50	167.40	(9.90)	(5.91)
- Spare parts	66.37	59.58	6.80	11.41
- Others	654.00	473.36	180.64	38.16
Selling and Admin- Expenses	**717.52**	**679.79**	**37.73**	**5.55**
Total Cost and Expenses*	**4,700.96**	**6,270.85**	**(1,569.88)**	**(25.03)**

* excluding depreciation & amortization

Costs and Expenses : 1H25 & 1H24

Unit : in Million Baht	1H25	1H24	Diff	%
Cost of Sale and Rendering of Services	**7,012.23**	**12,607.86**	**(5,595.63)**	**(44.38)**
- Fuel Cost : RG (Pass-though)	1,596.10	7,051.39	(5,455.29)	(77.36)
- Fuel Cost	2,767.16	2,909.81	(142.65)	(4.90)
- Operation & Maintenance	994.30	1,043.10	(48.79)	(4.68)
- Repairing Expense (CSA)	317.66	335.10	(17.44)	(5.20)
- Spare parts	113.98	99.64	14.34	14.39
- Others	1,223.03	1,168.83	54.20	4.64
Selling and Admin- Expenses	**1,482.42**	**1,328.06**	**154.36**	**11.62**
Total Cost and Expenses*	**8,494.65**	**13,935.92**	**(5,441.27)**	**(39.04)**

* excluding depreciation & amortization

Planned Outage in 2025

Actual Outage
Planned Outage

Planned Outage in 2025

Plant		Jan	Feb	Mar	Apr	May	Jun	July	Aug	Sep	Oct	Nov	Dec
RG	CCGT-11										CI (15d) 30 – 13		
	CCGT-12										CI (15d) 30 – 13		
	CCST-10										MI (26d) 19 – 13		
RG	CCGT-21						MO (52d) 22 – 12						
	CCGT-22						MO (52d) 22 – 12						
	CCST-20							MI (26d) 18 – 12					
RG	CCGT-31				CI (15d) 6 – 20								
	CCGT-32				CI (15d) 6 – 20								
	CCST-30			MI (26d) 26 – 20									
RG	Thermal-1												
RG	Thermal-2												

Thermal Plant	Minor Inspection (MI)	40 Days	Major Overhaul (MO)	57 Days

Gas Turbine	Warranty Inspection (WI)		Combustion Inspection	Minor Inspection	Major Overhaul
	Normal (WI)	Gen.Rotor Removed (WI*)	(CI)	(MI)	(MO)
	26 Days	32 Days	15 Days	30 Days	52 Days
Steam Turbine	Warranty Inspection (WI)		Minor Inspection	Major Overhaul	
	Normal (WI**)	Gen.Rotor Removed (WI*)	(MI)	(MO)	
	26 Days	30 Days	26 Days	49 Days	

Planned Outage in 2025

Actual Outage
Planned Outage

Planned Outage in 2025

Plant		Jan	Feb	Mar	Apr	May	Jun	July	Aug	Sep	Oct	Nov	Dec
Paiton	Unit #3								MI (35d) 11 – 14				
	Unit #7												MI (34d) * 20
	Unit #8	MO (53d) 22 Dec 2024 – 12											
HPC	Unit #1	YM (21d) 21 Dec 2024 – 10											
	Unit #2										23 ME (70d) 31		
	Unit #3		YM (20d) 11 – 2										
RPCL	CCGT-11											MO (34d) 9 – 12	
	CCGT-12											MO (34d) 9 – 12	
	CCST-10											MO (34d) 9 – 12	
RPCL	CCGT-21	CI (10d) 3 – 12											
	CCGT-22	CI (10d) 3 – 12											
	CCST-20	CI (10d) 3 – 12											

Thermal Plant	Minor Inspection (MI)	40 Days	Major Overhaul (MO)	57 Days

Gas Turbine	Warranty Inspection (WI)		Combustion Inspection	Minor Inspection	Major Overhaul
	Normal (WI)	Gen.Rotor Removed (WI*)	(CI)	(MI)	(MO)
	26 Days	32 Days	15 Days	30 Days	52 Days

Steam Turbine	Warranty Inspection (WI)		Minor Inspection	Major Overhaul
	Normal (WI**)	Gen.Rotor Removed (WI*)	(MI)	(MO)
	26 Days	30 Days	26 Days	49 Days

Remark: * Paiton unit 7: MI will be ended on 22 January 2026.

Planned Outage in 2024

RATCH GROUP

Actual Outage

Planned Outage in 2024

Plant		Jan	Feb	Mar	Apr	May	Jun	July	Aug	Sep	Oct	Nov	Dec
RG	CCGT-11								25 MO (52d)		15		
	CCGT-12								25 MO (52d)		15		
	CCST-10												
RG	CCGT-21				12 CI (9d) 20								
	CCGT-22				12 CI (9d) 20								
	CCST-20												
RG	CCGT-31		4 CI (15d) 18										
	CCGT-32		4 CI (15d) 18										
	CCST-30												
RG	Thermal-1												
RG	Thermal-2												

Thermal Plant	Minor Inspection (MI)	40 Days	Major Overhaul (MO)	57 Days

Gas Turbine	Warranty Inspection (WI)		Combustion Inspection	Minor Inspection	Major Overhaul
	Normal (WI)	Gen.Rotor Removed (WI*)	(CI)	(MI)	(MO)
	26 Days	32 Days	15 Days	30 Days	52 Days
Steam Turbine	Warranty Inspection (WI)		Minor Inspection	Major Overhaul	
	Normal (WI**)	Gen.Rotor Removed (WI*)	(MI)	(MO)	
	26 Days	30 Days	26 Days	49 Days	

RATCH GROUP

Planned Outage in 2024

Actual Outage

Planned Outage in 2024

Plant		Jan	Feb	Mar	Apr	May	Jun	July	Aug	Sep	Oct	Nov	Dec
Paiton	Unit #3	MO (57d) 17 Nov 2023 — 13											
	Unit #7	19 — MO (50d) — 9											
	Unit #8												MO (50d) 22 — *
HPC	Unit #1												YM (22d) 21 — **
	Unit #2											3 — YM (22d) — 25	
	Unit #3	24 Dec 2023 — ME (60d) — 21											
RPCL	CCGT-11												CI (10d) 1 — 10
	CCGT-12												CI (10d) 1 — 10
	CCST-10												
RPCL	CCGT-21	3 — TI (25d) — 27											
	CCGT-22	3 — TI (25d) — 27											
	CCST-20	3 — TI (25d) — 27											

Thermal Plant	Minor Inspection (MI)	40 Days	Major Overhaul (MO)	57 Days

Gas Turbine	Warranty Inspection (WI)		Combustion Inspection	Minor Inspection	Major Overhaul
	Normal (WI)	Gen.Rotor Removed (WI*)	(CI)	(MI)	(MO)
	26 Days	32 Days	15 Days	30 Days	52 Days

Steam Turbine	Warranty Inspection (WI)		Minor Inspection	Major Overhaul
	Normal (WI**)	Gen.Rotor Removed (WI*)	(MI)	(MO)
	26 Days	30 Days	26 Days	49 Days

Remark: * Paiton unit 8: MO will be ended on 10 February 2025. //** HPC unit 1: YM will be ended on 10 January 2025.

IR Contact

Tel : +66 (0) 2794 9841-2

Email : ir@ratch.co.th

Disclaimer

The information contained in our presentation is intended solely for your personal reference only. In addition, such information contains projections and forward-looking statements that reflect the Company's current views with respect to future events and financial performance. These views are based on assumptions subject to various risks. No assurance is given that future events will occur, that projections will be achieved, or that the Company's assumptions are correct. Actual results may differ materially from those projected. Investors are, however, required to use their own discretion regarding the use of information contained in this presentation for any purpose.